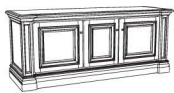


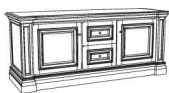


Hillsborough Home Entertainment

Configurations & Options



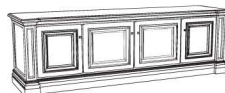
D Configuration
2 Component / 1 Storage



E Configuration
2 Component / 2 Drawer



G Configuration
3 Drawer over
2 Component / 1 Storage



H Configuration
2 Component / 2 Storage



I Configuration
4 Drawer over
2 Component / 2 Storage



L Configuration
5 Drawer over
3 Component / 2 Storage

Standard Hillsborough Credenza Features Include: Ventilated Component Shelves, Passive Cooling, Through Wire Management, Full Extension Dovetailed Drawers with Ball Bearing Slides, Soft Close Doors & Drawers.

Credenza Options Include: Extra Shelves, Pull Out Shelves, Glass or Speaker Cloth Door Inserts, Removable Back Panels, Infrared Eye with Repeaters, Heavy-Duty Casters, Hardware Upgrades.

Important Measurements:

- Available widths measure the case width. To get overall width including mouldings, add 2.5"
- Component cabinet openings are all 20.25" wide
- All drawers are 6" deep to hold CD's or DVD's



**A Config /
AA Config
Tower**
Door /
Double Door



**C Config
Tower**
Bookcase



**E Config
Tower**
2 Drawer



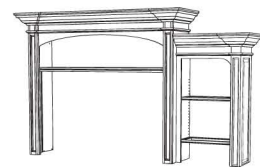
Pier



Bridge



**A Config
Hutch**



**B Config
Hutch**
Breakfront

Standard Hillsborough Tower / Pier / Bridge / Hutch Features Include: Dimmable LED Lighting, Soft Close Doors & Drawers (where applicable), Full Extension Dovetailed Drawers with Ball Bearing Slides (E Config Tower), Wood Framed Glass Shelves, Dust Covers, Raised Panel Sides, Beadboard Back Panels

Hillsborough Tower / Pier / Bridge / Hutch Options Include: Extra Shelves, Upper Glass Display Doors, Hardware Upgrades, TOWERS ONLY: Infrared Eye with Repeaters, TV Ready, Mirror Backs, Wine Rack, Liquor Box, Pullout Shelf with Stemware, 45 or 90 Degree Corner Connectors, Glass or Speaker Cloth Door Inserts. HUTCH / BRIDGE ONLY: One Divider, Two Divider, Double Structural Back Panel, Hutch Fillers, Side Bookcase Hutch Filler

Important Measurements & Details:

- Available widths measure the case width. To get overall width including crown mouldings, add 8.5" (except Bridge)
- 85" Tall Towers = 2 Shelves / 93" Tall Towers = 3 Shelves
- All drawers are 6" deep to hold CD's or DVD's